

BeamPro *One-Inch*

The Femto Easy BeamPro takes advantage of our user-friendly software, and provides thorough analysis and statistics of your laser beam. The BeamPro software uses standard communication protocols. It is therefore easily integrable in most complex environments. Several BeamPro can be controlled from a remote screen through the network. The BeamPro *One-Inch* are special models with the largest available measurement area, able to measure beams as large as 25 mm in diameter.

BeamPro





Key features

- ◆ Compact design
- ◆ User-friendly and powerful software
- ◆ Large sensor size, up to 25 mm diameter

Options

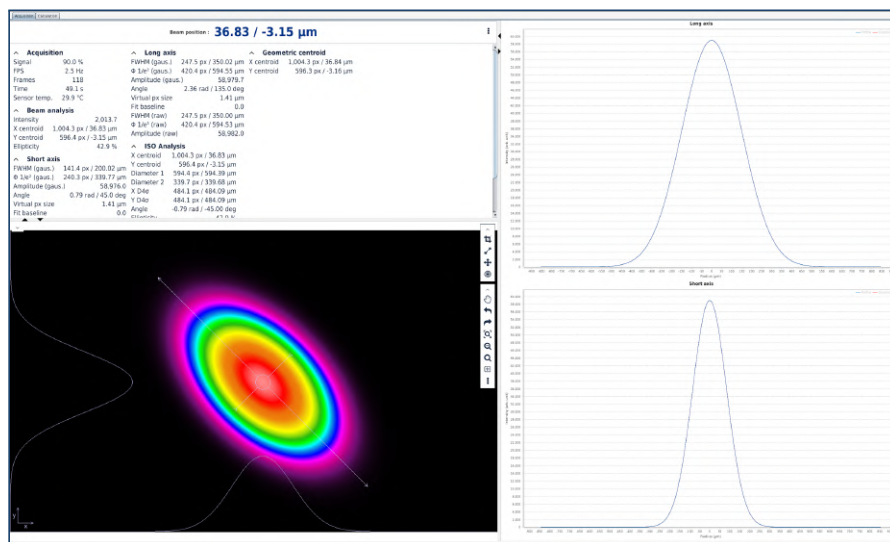
- ◆ Additional ND filters
- ◆ High Dynamic Range
- ◆ Trigger

Specifications

Models	BP25.16	BPΦ25
Spectral range (nm)	375 – 1100	
Sensor size (mm)	 25 x 16.1	 Φ 25
Sensor format	4/3"	-
Resolution	1920 x 1200 2.3 Mpx	2048 x 2048 4.2 Mpx
Pixel size (μm)	13.48	12.65
Shutter type	Global	Global
Minimum beam diameter (Ø FWHM, μm)	68	63
Maximum acquisition frame rate (fps) ¹	47	80
Exposure time	min (μs) max (s)	40 1
Dynamic (dB)	70	58
Sensor type	CMOS 12 Bits	
PC Interface	USB 3.1	
Synchronization	Yes ²	
Dimensions (mm)	37 x 40 x 55	

¹ Depending on the type of calculation, frame rate may vary

² Requires the Trigger option



- ◆ Live extraction of beam properties
- ◆ Several parameters and methods supported (ISO calculation included)
- ◆ Enhanced background & hot pixels treatment, for optimum dynamic and signal to noise ratio
- ◆ Client / Server interface, allowing remote control through network
- ◆ All data exportable into most common formats